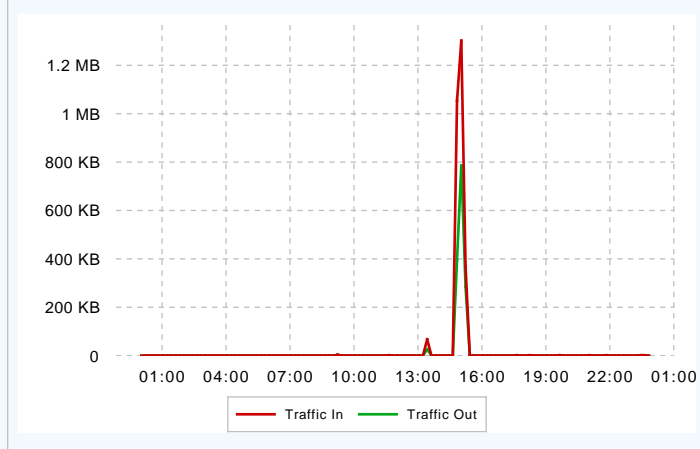


Summary Report

Traffic by Period



Client Count by Period



AP Network: alsochlu-fap-s

2015-10-23 00:00 ~ 2015-10-24 00:00

Traffic & Client Count by User (Top 10)

User	Client #	Traffic
	6	2.74 MB
		1.49 MB
gast_9NIXEQ	1	64.71 KB
		22.68 KB

Traffic In Traffic Out

Traffic & Client Count by SSID

SSID	Client #	Traffic
fortiap-s4intern	1	2.72 MB
		1.47 MB
fortiap-s4guest	5	82.92 KB
		41.63 KB
fortiap-s4local	1	0
		0

Traffic In Traffic Out

Traffic by Client & User (Top 10)

Client	User	Traffic
9c:b7:0d:de:8f:74		2.72 MB
		1.47 MB
54:ae:27:99:87:0e	gast_9NIXEQ	64.71 KB
		22.68 KB
84:78:ac:99:ca:51		7.75 KB
		7.9 KB
20:bb:c0:5b:cc:11		4.58 KB
		4.74 KB
54:ae:27:99:87:0e		2.83 KB
		3.15 KB
84:78:ac:99:ca:5e		1.53 KB
		1.58 KB
84:78:ac:8d:82:8e		1.53 KB
		1.58 KB



Traffic In Traffic Out

Traffic & Client Count by AP (Top 10)

AP	Client #	Traffic
PS323C3U15000216	6	2.81 MB
		1.51 MB

Traffic In Traffic Out










Blocked Web Accesses by Category (Top 10)

Category	# of Requests
Malicious Websites	17 
 Number of Requests	

Security Summary

# AV Blocked	# IPS Blocked	# URL Blocked	# Botnet Blocked
0	0	17	0

Blocked Application (Top 10)

Application	# of Sessions
HTTPS.BROWSER	33 
TLSv1.2	31 
DNS	19 
HTTP.BROWSER_IE	6 
YouTube	5 
Google.Accounts	2 
TLSv1.0	1 
YouTube_Video.Embedded	1 
 Number of Sessions	